

SUMMER VACATION ASSIGNMENT

HERITAGE CHILDREN ACADEMY



SESSION-2025-26

(Senior Secondary School Affiliated to CBSE, New Delhi)
NH-24, Jalif Nagla, Teh- Milak, Distt. Rampur (U.P) 244701

STUDENT'S NAME:-

CLASS & SEC. :- LKG

ROLL No. :-

Dear Children,

Summer Vacation is synonymous with fun and frolic, going for picnics, playing for long hours, exploring new places and much more But, dear children, there is a lot more you can do to make your vacation more interesting and meaningful. We have planned some interesting activities for you. So get ready to enjoy your summer vacation!

The school closed for summer vacation from May 27, 2025 to June 30, 2025 for classes NC to V and school will reopen on July 01, 2025.

General Instructions for Assignment-


- Complete your holiday homework as per given instructions. It is compulsory.
- Label properly the name, class, section and subject.
- The child will be assessed for the neat & clean handwriting, presentation, creativity and submission of the work on time.
- Parents can be facilitator at home but the work should be done independently by the child in his/her own handwriting.
- During the break Inculcate healthy eating habits in your children, give them fruits and balanced diet with vitamin C and ask them get up early in the morning.
- Do breathing exercise/Yoga daily.
- Read out a short moral story to the child every day. Read your books.
- Take your child for a nature walk around the house and look out for flowers of different colours, butterflies, birds, insects, etc. This will allow the child to explore his/her surroundings.
- Kindly submit your holiday assignment to your class teacher till June 25-July 01, 2025 at 8 AM-10AM.
- Do Page No. 21 to 42 in Numeracy course book (Maths).



For queries related to fee, new admission, transfer certificate documentation you may contact the following officials at their below mentioned WhatsApp numbers between 10 AM to 2 PM. (MAHENDRA KUMAR PANDEY:- 8433110811)


ENGLISH

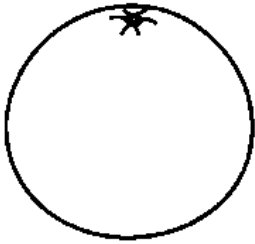
1. Write the first letter of given pictures (Capital). [03]















2-Tick (v) the correct alphabet.

[04]



D

A


F



L

N


P



R

T

P




F

H

I

3- Write cursive alphabet Aa to L l.

[06]



4-Circle the matching lowercase letter in each row.

[02]

I	a	h	i	g
---	---	---	---	---

J	t	j	k	o
---	---	---	---	---

K	k	r	e	w
---	---	---	---	---

L	a	d	x	l
---	---	---	---	---

6- Match the letter with their picture.

[5]


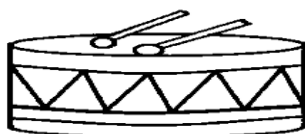
A

B

C

D

E



e

d

a

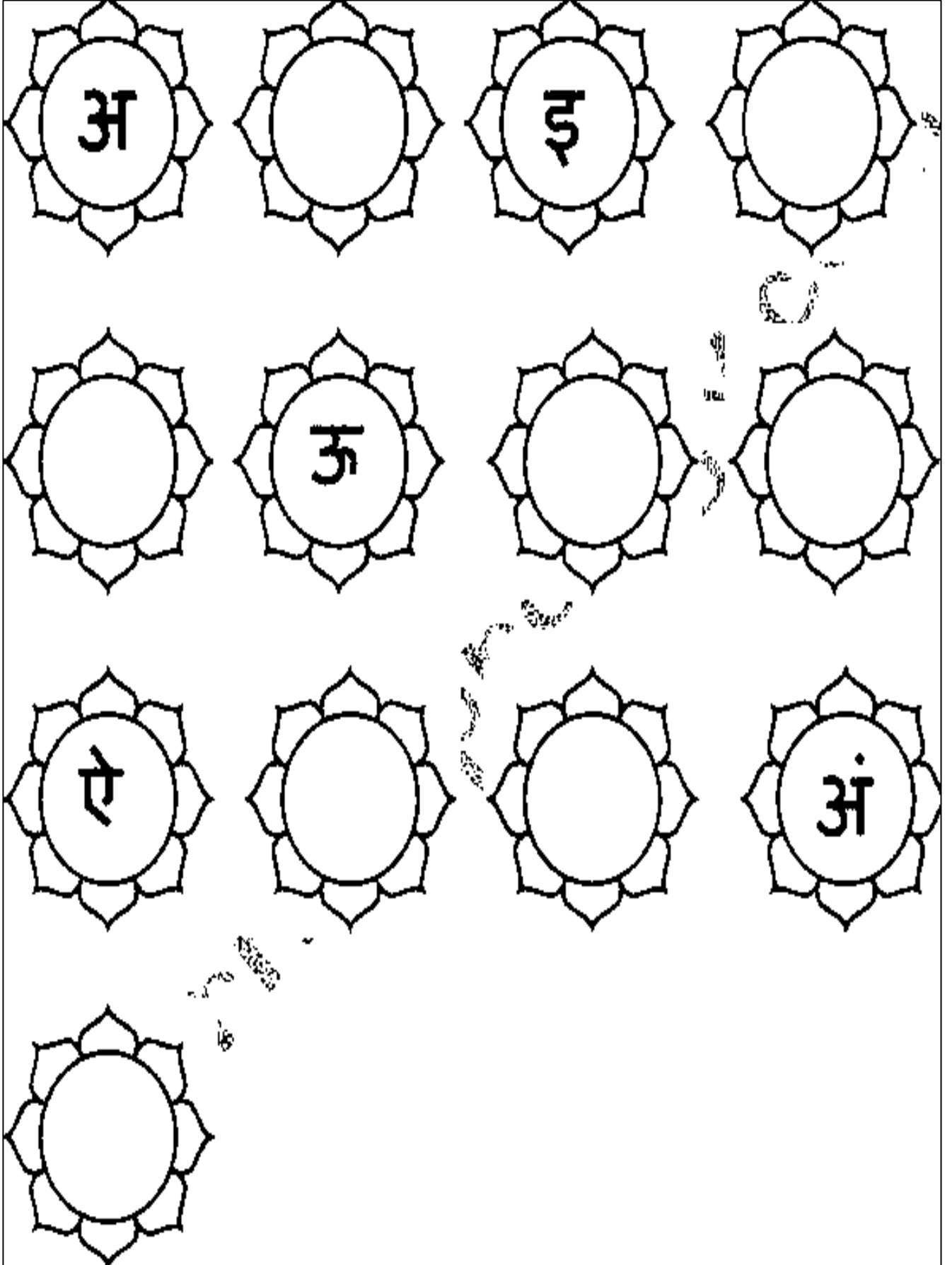
b

c

HINDI


1. - रिक्त स्थान भरिए-

(04)



2- चित्र देखकर उसका प्रथम अक्षर लिखिए-

(06)



3- चित्र देखकर सही अक्षर पर गोला कीजिए

(04)



द घ ज



ठ ड ट



ड त घ



क द छ

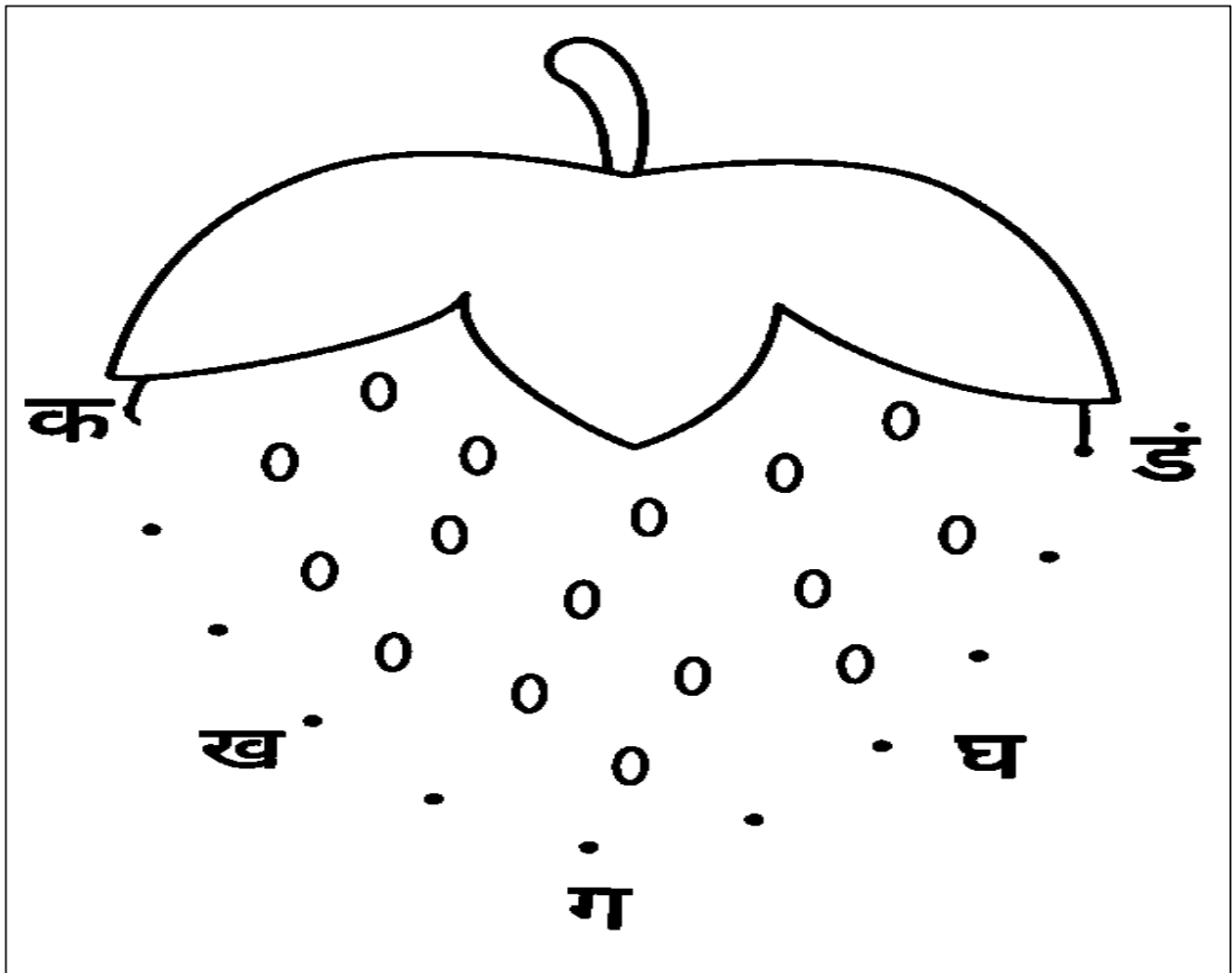
5 बीच में दिए गए वर्णों के प्रथम और बाद के वर्ण लिखिए-

(04)

<input type="text"/>	ख	<input type="text"/>
<input type="text"/>	च	<input type="text"/>
<input type="text"/>	य	<input type="text"/>
<input type="text"/>	ग	<input type="text"/>

6. क से इ तक की बिंदुओं को मिलाकर रंग भरिए-


(02)



MATHS


1. Colour the one that is big and circle the one that is small in each set.

[04]







2. Write the missing numbers.

[06]



Q3. Colour the tallest picture.


[02]




4. Count the apples and circle the correct number. [05]




3 4 2




7 6 8



10 9 8




7 6 8

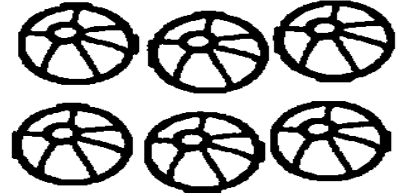


4 6 8

5. Count and write the correct number. [03]



















EVS

1. Cross out the pictures that is different. (04)







2. Read the sentences and colour the correct vegetable.

(04)

I see a carrot.			
I see a tomato.			
I see a cucumber.			
I see a potato.			

3. See the picture and colour the box with correct vegetable.

(04)

1.  <div>broccoli</div> <div>corn</div>	2.  <div>carrot</div> <div>onion</div>
3.  <div>tomato</div> <div>peas</div>	4.  <div>coconut</div> <div>potato</div>

4. Write 5 sense organs.

(05)

1. _____
3. _____
5. _____

2. _____
4. _____

5. How many do you have?

(03)

Nose _____

Ears _____

Eyes _____

Hands _____

Finger _____

Leg _____

DRAWING

1. Colour the given picture.

