

SUMMER VACATION ASSIGNMENT

HERITAGE CHILDREN ACADEMY



(Senior Secondary School Affiliated to CBSE, New Delhi)
NH-24, Jalif Nagla, Teh- Milak, Distt. Rampur (U.P) 244701

STUDENT'S NAME:-

CLASS & SEC. :-

ROLL No. :-



Dear Children,

Summer Vacation is synonymous with fun and frolic, going for picnics, playing for long hours, exploring new places and much more But, dear children, there is a lot more you can do to make your vacation more interesting and meaningful.

We have planned some interesting activities for you. So get ready to enjoy your summer vacation!

The school closed for summer vacation from May 27, 2025 to June 30, 2025 for classes NC to V and school will reopen on July 01, 2025.

General Instructions for Assignment-

- Complete your holiday homework as per given instructions. It is compulsory.
- Label properly the name, class, section and subject.
- The child will be assessed for the neat & clean handwriting, presentation, creativity and submission of the work on time.
- Parents can be facilitator at home but the work should be done independently by the child in his/her own handwriting.
- During the break Inculcate healthy eating habits in your children, give them fruits and balanced diet with vitamin C and ask them getup early in the morning.
- Do breathing exercise/Yoga daily.
- Read out a short moral story to the child every day. Read your books.
- Take your child for a nature walk around the house and look out for flowers of different colours, butterflies, birds, insects, etc. This will allow the child to explore his/her surroundings.
- Kindly submit your holiday assignment to your class teacher till June 25- July 01, 2025 at 8 AM-10AM.

For queries related to fee, new admission, transfer certificate documentation you may contact the following officials at their below mentioned WhatsApp numbers between 10 AM to 2 PM. (MAHENDRA KUMAR PANDEY:-8433110811)



ENGLISH

Q1.


PRONOUNS

Choose the correct pronoun to complete the sentence.



It
He
She

_____ is baking.



They
He
It

_____ are cousins.



We
She
He

_____ are singing.



We
It
They

_____ is broken.




She
It
They

_____ is sleeping.




I
They
We

_____ am talking.




He
It
We

_____ is empty.



She
It
We

_____ love to play soccer.



We
It
They


_____ is open.

Q2. Arrange the words in meaningful sentences.



tree the green is

.....



slow turtle A is

.....



is That house a

.....



are flowers These

.....



is car green This

.....

Q3. Look at the picture and fill the correct preposition.



under on in on

in on under in on

Q4. Fill in the blanks with correct pronoun. (He/She)

1. _____ is a girl.



2. _____ is a man.



3. _____ is a policeman.



4. _____ is a doctor.



5. _____ is going to school.



6. _____ is an engineer.



7. _____ is a fire fighter.




8. _____ is an old lady.



HINDI


प्रश्न 1. नीचे दी गई टोकरी में अपने मनपसंद फल, फूल व सब्जियों के चित्र चिपकाएँ व टोकरी में रंग भरें।




प्रश्न 2. चित्र देखकर कहानी पूरी करें।

एक  और एक  बहुत अच्छे

मित्र थे। एक बार दोनों को बहुत तेज़ भूख लगी। उन्होंने देखा कि

एक  पर बहुत से आम लगे थे। यह देख कर वे

दोनों बहुत खुश हुए। वह आम खाने ही वाले थे कि उन्हें एक 


..... की दहाड़ सुनाई दी। दोनों बुरी तरह घबरा गए। अचानक

 को अपने दोस्त  की

याद आई। वह ज़ोर-ज़ोर से उसे पुकारने लगा। वह अपने साथ


....., , और 

को भी ले आया। इतने जानवरों को एक साथ देखकर

 बुरी तरह डर गया और वहाँ से भाग गया।

सारे जानवरों ने मिलकर मीठे- मीठे आम खाए।


प्रश्न 3. वृक्ष की कुछ सूखी पत्तियां लेकर के उनसे कुछ आकृतियां बनाए जैसे
मछली, तितली और हाथी।



प्रश्न 4. हिंदी में दिनों व महीनों के नाम लिखिए।

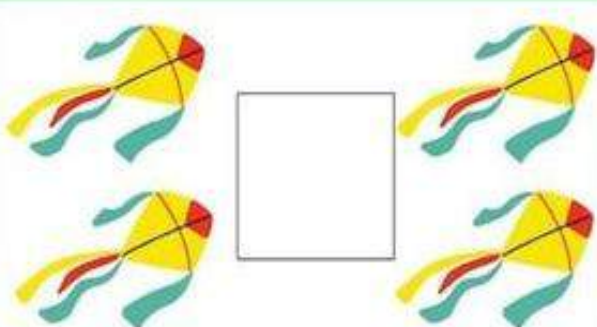
MATHS

Q1. Fill the correct Sign. (>,<=).



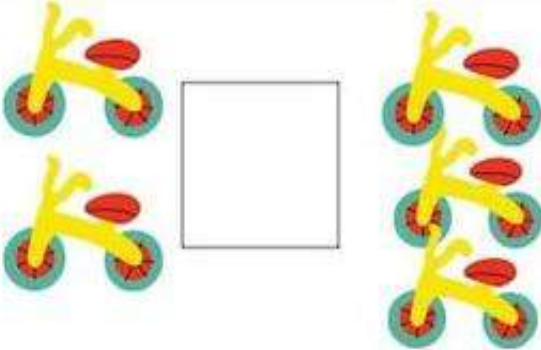
4 green airplanes are shown on the left and 4 green airplanes are shown on the right. A large empty box is in the center.

< > =




4 yellow kites are shown on the left and 4 yellow kites are shown on the right. A large empty box is in the center.

< > =




4 yellow tricycles are shown on the left and 4 yellow tricycles are shown on the right. A large empty box is in the center.

< > =




2 towers of rings are shown on the left and 2 towers of rings are shown on the right. A large empty box is in the center.

< > =



4 colorful cubes are shown on the left and 4 colorful cubes are shown on the right. A large empty box is in the center.




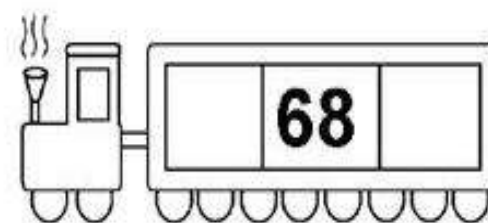



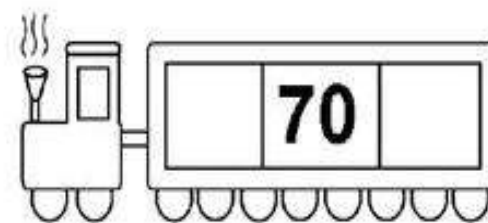

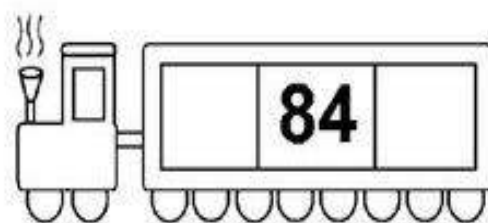




< > =



2 yellow boats are shown on the left and 2 yellow boats are shown on the right. A large empty box is in the center.

< > =

Q2. Write the numbers that come before and after.



Q3. Add the following.



+



=



+



=



+



=



+



=


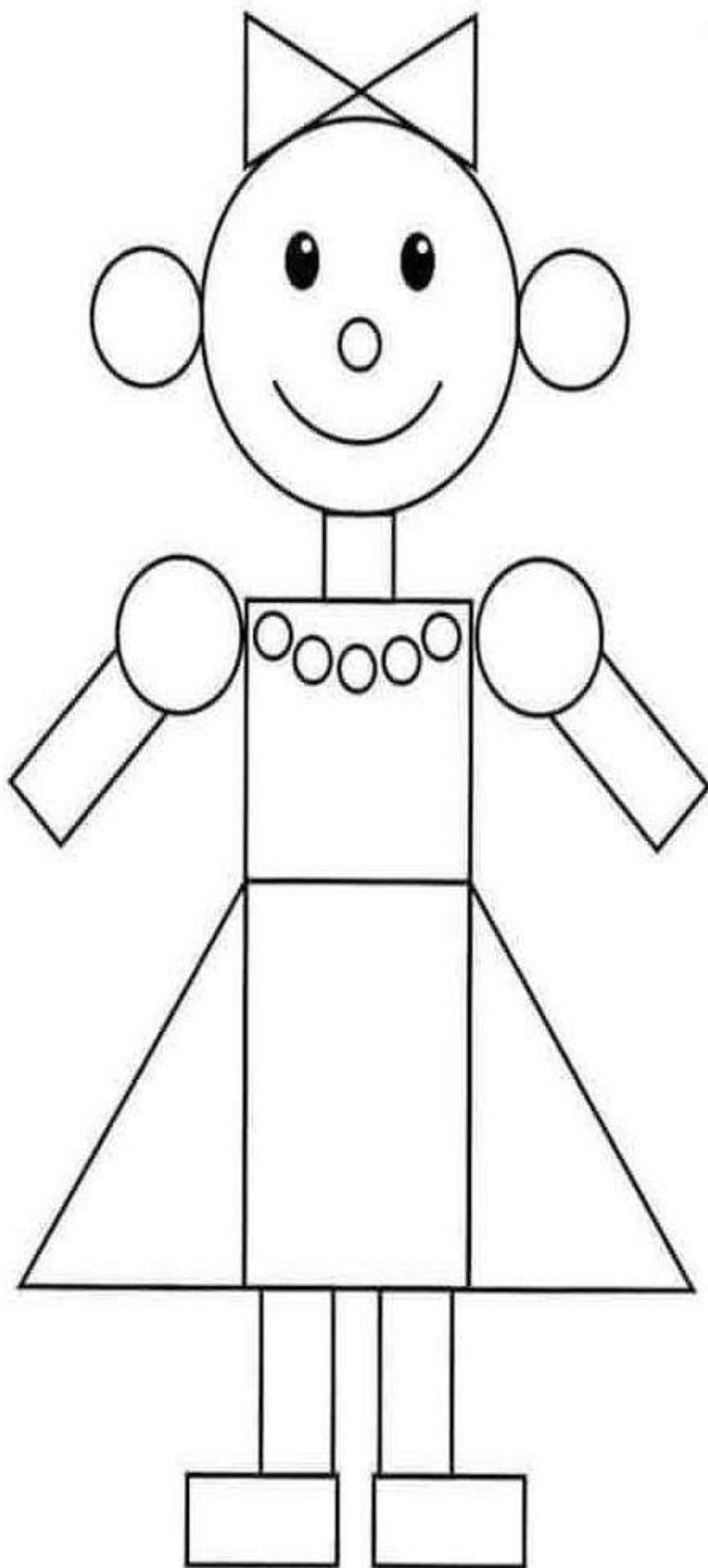


+



=

Q4. Count the shapes and fill the colour accordingly.


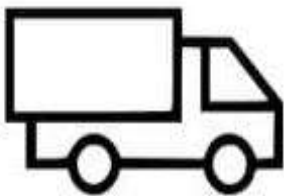



EVS

Q1. Colour the pictures and identify if they are used in air, water or land.



LAND

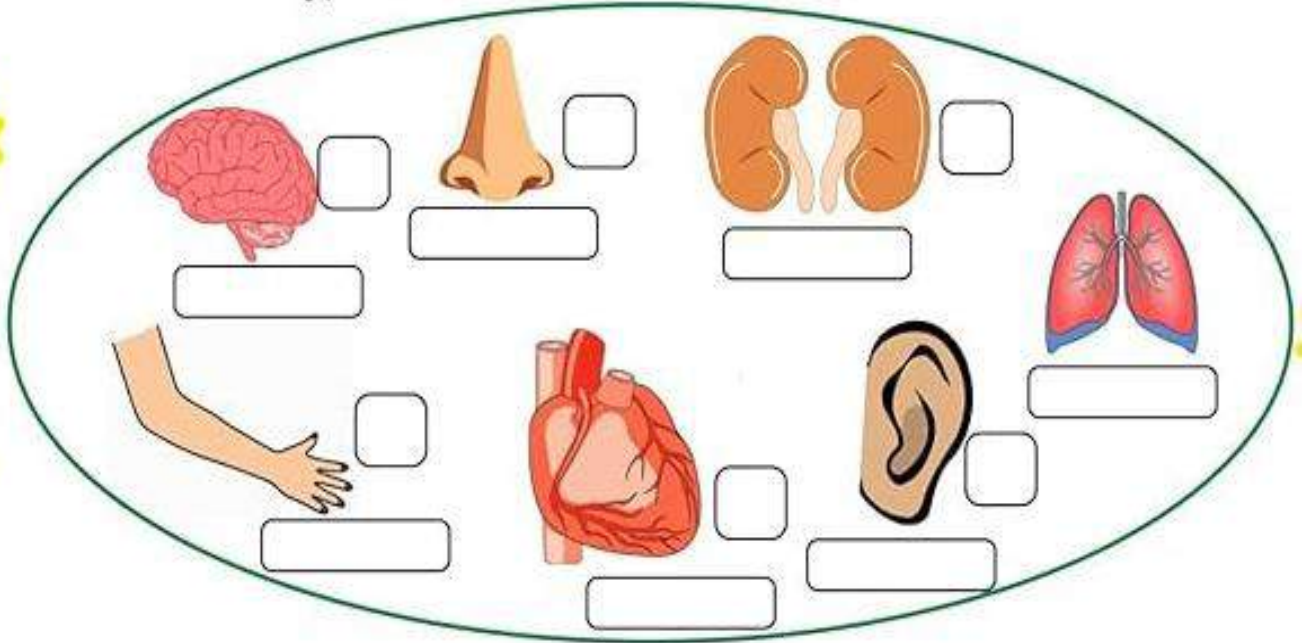


Q2.

My Body



Write 'E' below the external body parts (that are outside the body) and 'I' below the internal body parts (that are found inside the body) and name them.



Q3.

Do you know that the names of the body parts are also used to describe the corresponding part of an object. Use the correct word from box and fill in the blanks:

1. The _____ and tail of a coin.
2. The _____ of a bottle.
3. The _____ of a chair.
4. The _____ of a table.
5. The _____ of a comb.
6. The _____ of a needle.
7. The _____ of a clock.
8. The _____ of a volcano.

hands
mouth
legs
neck
arms
head
eye
teeth



Q4. Answer the following questions.

Q1. Who helps to put out fires?

Ans. _____

Q2. Who treats us when we are sick?

Ans. _____

Q3. Who looks after our garden?

Ans. _____

Q4. Who stitches clothes for us?

Ans. _____

Q5. Who grows crops for us?

Ans. _____

Q6. Who fixes and repairs taps and pipes?

Ans. _____

DRAWING

Colour the picture:



DP